

MedOne



MedOne. Empower Yourself.



Thieme



Research is done differently today.



The Internet has caused a significant shift in the way medical students, residents and doctors source information, with an increasingly greater amount of medical knowledge now available and being accessed online.

Our solution, MedOne!

MedOne

Thieme MedOne

MedOne is a state-of-the-art multimedia platform, perfect for students, residents and experienced specialists alike. It currently covers nine subject areas: Communication Science (Audiology), Medical Education, Test Preparation, Neurosurgery, Spine Care, Radiology, Plastic Surgery, Otolaryngology and Ophthalmology. MedOne is designed as the destination for clinical education and reference, essential for users to develop and refine clinical skills. Established practitioners can stay informed of the latest research and master complex procedures, while residents can review essentials, prepare for boards, and strengthen skills. With MedOne, the highest quality medical resources are available to everyone in your practice, anywhere, anytime.

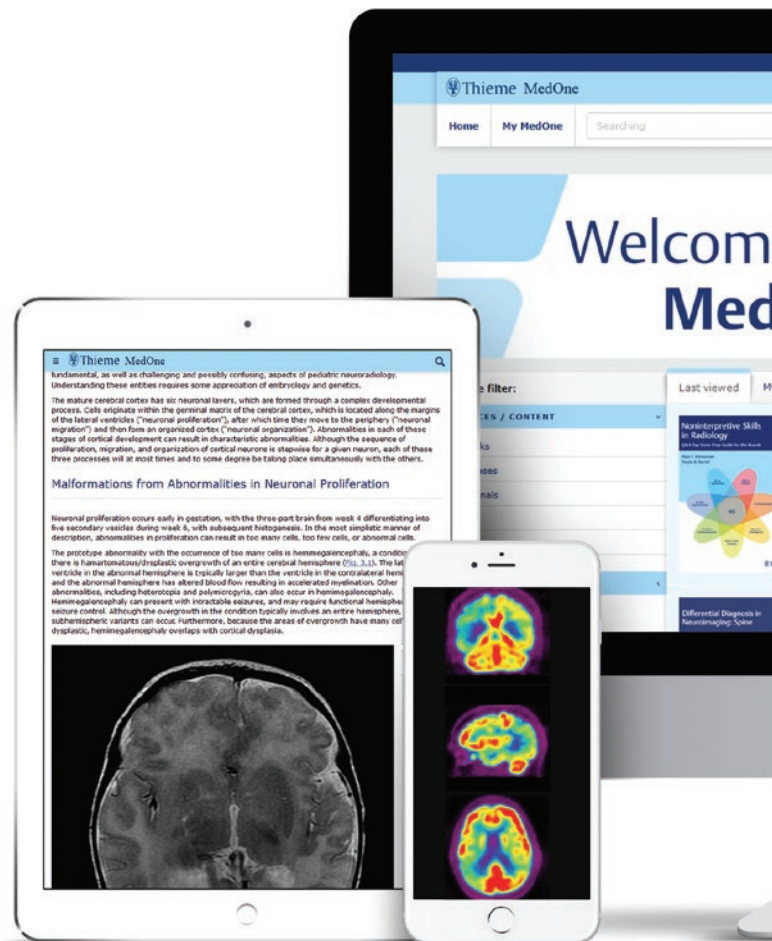
Each platform lets you expand your knowledge through e-books and e-journals and offers manuals providing guidance on the latest clinical techniques, surgical procedures, and must-know cases that are enriched with exquisite illustrations and quality video content.

MedOne's easy-to-use environment makes finding information easy, efficient, and quick. Use on- or offline, or with the mobile app so you always have access to the information you need.

MedOne is designed to advance knowledge. Save your most relevant documents, take notes, and even build virtual binders to share with students or colleagues. Content collections, curated by experts in their field, are available exclusively on MedOne and provide you with master insight on specialized techniques and treatment options.

E-Books

Get the benefits of print books plus electronic features in these extensive e-book collections, where it's easy to expand images, watch videos, and write notes. While you stay up-to-date with the library's frequent content updates, you can customize your experience with versatile viewing modes or leave the screen behind when you download and print chapters. And don't limit yourself to the e-book: follow links to related articles and keep your research going.



Media

Images and videos are at your fingertips when you zoom in or make notes on media from a vast databank. Round out your studies and practice reading each modality, by watching video clips or comparing images and slices. For presentations, simultaneously download more than one image complete with legends and sources using the multiple selections feature.

Content collection

ComSci
Education
Test Prep
Neurosurgery
Spine
Radiology
Plastic Surgery
Otolaryngology
Ophthalmology

E-Journals

Find the one-stop solution to your research needs when you perform an integrated search of select Thieme journals and the PubMed database, then read full articles. Cite the articles you need, whether you're using sources for a paper, catching up on innovative research, or writing your own articles. And, if you're on the go, you can download articles to bring along.



Responsive Design

Automatic screen adaptation lets your users take MedOne along as an anyplace platform. No matter what features they need or what device they have, they can use web-enabled access to get the most out of the platform. Researching is simple when users can effortlessly transition between computers, tablets, and phones.

MedOne@Home

For a personalized experience, all departmental licenses include MedOne@Home offsite access. Once you set up your own username, you can start to create personal notes and highlights, bookmark pages, and track your progress in the training center.

Search

Searching is effortless, effective, and productive with rapidly updating responses and a contemporary, intuitive algorithm that auto-fills searches. It's simple to eliminate or filter the categorized results: from the home page, your searches include the entire platform, while search filters automatically apply within content sets or books to remove unrelated results.

MedOne App

Carrying around heavy textbooks is a thing of the past. The free MedOne app offers you online access to all the e-books, e-journals, cases, and procedures on the platform. Available for Android and iOS, the app lets you download full books and journals for in-app offline reading. The only limit: your device's storage capacity.

MedOne Playlists

Take charge of your learning by making a playlist on MedOne. As you discover key content, add it to one of your playlists or create a new one to easily find it again. Stay organized by uploading your own documents or linking directly to online materials. Curated playlists let you create a private study guide, compile course material for students, or share a playlist with all MedOne users.



Our mission:

**To improve health and healthcare –
by providing key information at the right time and the right place.**

MedOne

MedOne ComSci

The vital role that audiologists and speech-language pathologists hold in facilitating human interaction through communication means that students and faculty alike deserve access to high-quality, comprehensive resources. MedOne ComSci offers the means to elevate communication science with up-to-date text, cutting-edge content, and detailed images, videos, and audio.

For the specialist

- ▶ Boost clinical skills for cutting-edge topics
- ▶ Tighten understanding of new ideas
- ▶ Diagnose cases effectively and confidently

For the student

- ▶ Digest difficult concepts clarified for students
- ▶ Grasp interpretation and diagnostic skills
- ▶ Prosper in a program with practice

For the instructor

- ▶ Enhance patient care and student training
- ▶ Cover an array of communication science topics
- ▶ Pinpoint how to contribute to the field

For the institution

- ▶ Elicit interest from prospective students
- ▶ Distinguish the program with online access
- ▶ Upgrade resources available to faculty

+ Special Features


■ Cases

When it comes to applying information in a clinical setting, cases are invaluable for transitioning knowledge into practice. Each real case walks readers through history, testing, questions, diagnosis, treatment, and reading, so students can learn to handle patients. Online-first cases mean instructors can teach the most contemporary information without a delay between the screen and the real world.

■ Includes access to the following Thieme Journals:

- Seminars in Hearing
- Seminars in Speech and Language

Online-First Cases



With online-first cases, users can stay ahead of the curve!



Sign up for a free trial
www.thieme.com/medone

MedOne Education

The Thieme E-Book Library is now a part of MedOne Education, providing users with access to Thieme's collection of medical textbooks. Covering every course in the medical school curriculum, MedOne Education is an exceptional resource for learning, review and research in medicine and the life sciences. Users have access to illustrated full-color medical textbooks covering anatomy, basic sciences, clinical sciences and radiology.

For the medical student

- ▶ Instant access to medical textbooks
- ▶ Ideal for quick reference or in-depth review
- ▶ Perfect study companion throughout medical school
- ▶ Covers the clinical and scientific topics you need to succeed

For the instructor

- ▶ Provide titles with no cost to students
- ▶ Easily download images for lectures
- ▶ Create custom playlists for every course
- ▶ Add notes for future reference

For the institution

- ▶ Invite students to learn at anytime in any place
- ▶ Improve efficient teaching
- ▶ Appeal to prospective students and faculty
- ▶ Establish a system for constant learning

+ Special Features

■ Includes test titles for the USMLE:

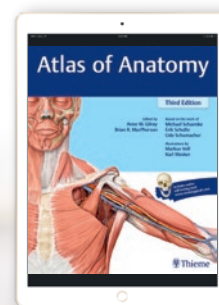
- Learning Pharmacology through Clinical Cases
- Medical Histology and Embryology Q&A
- Medical Physiology Q&A
- Pathology Q&A

■ Additionally includes:

Osteopathic Techniques, by Sharon Gustowski, a step-by-step instruction manual with access to 160 videos introducing a spectrum of osteopathic manipulative techniques incorporating principles of psychomotor learning that enable optimal skill acquisition during both independent and supervised practice by Sharon Gustowski.

■ And optional access to the following Anatomy titles:

- Atlas of Anatomy (Gilroy)
- Anatomy for Dental Medicine (Baker)
- Anatomy: An Essential Textbook (Gilroy)
- Anatomy: Internal Organs (Schuenke)
- Anatomy: Head, Neck, and Neuroanatomy (Schuenke)
- General Anatomy and Musculoskeletal System (Schuenke)



Sign up for a free trial
www.thieme.com/medone

MedOne Test Prep

Get more out of your exam prep experience when you use Thieme's comprehensive question bank. Thieme MedOne Test Prep is for medical students studying for exams, and currently offers over 6,000 high-yield USMLE® style questions and detailed explanations for comprehensive exam prep.

For the medical student

- ▶ High-yield image-based questions
- ▶ Detailed explanations for comprehensive exam prep
- ▶ Monitor progress with session statistics
- ▶ Filter by difficulty level, topic, or organ system to choose the study options that fit your session goals

For the institution

- ▶ Promote constant learning among students
- ▶ Balance in-class and online resources
- ▶ Increase your appeal to prospective students

+ Special Features

■ Subject Areas

- Anatomy
- Biochemistry
- Cell biology
- Embryology
- Genetics
- Histology
- Immunology
- Microbiology
- Neuroscience
- Pathology
- Pharmacology
- Medical Physiology

■ Q&A

Questions can be selected by basic science topic, difficulty level, and/or organ system. Choose a review session and receive feedback after each question, or a practice session to simulate an actual exam. Base your study session on number of questions or length of time. Questions can also be filtered by seen/unseen, with/without images, and answered correctly/incorrectly.

■ Performances

Performance is easily tracked, by simply clicking the statistics tab to show cumulative statistics for all sessions completed. Target your studies after evaluating your weak points from your progress results.



Sign up for a free trial
www.thieme.com/medone

MedOne Neurosurgery

MedOne Neurosurgery keeps neurosurgeons' best interests in mind. As the global market leader in the field, Thieme stays at the forefront of developments to keep practitioners around the world informed about the latest innovations.

For the specialist

- ▶ Connect to innovative research
- ▶ Develop additional clinical skills
- ▶ Prepare for an upcoming surgery
- ▶ Access up-to-date information from global leaders

For the resident

- ▶ Prepare for board exams at your own pace
- ▶ Study a breadth of cases
- ▶ Review core topics before rounds
- ▶ Understand the latest clinical techniques and surgical procedures

For the hospital or department

- ▶ Promote constant learning among staff
- ▶ Improve efficient teaching and quality of care
- ▶ Grow individual competencies and understanding
- ▶ Increase your appeal to prospective employees

+ Special Features

■ Training Center and Q&A

When it comes to tests, practice makes perfect. MedOne lets you quiz yourself with a variety of question and answer sets in the training center. You can monitor your progress and mark the questions you want to repeat, so you know which topics to focus on in your studies. Additionally, prepare specifically for the ABNS primary examination.

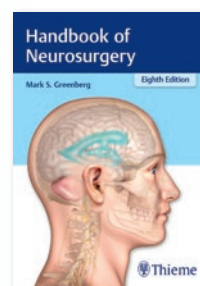
■ Procedures

Before heading into surgery, be sure to log in to MedOne and review individual techniques. With step-by-step attention to preoperative, operative, and postoperative care, you can focus on every stage of your training. Each procedure includes clickable images and source references, making it easy to study.

■ Cases

With MedOne, you can work through real patient cases from start to finish, so you know what to expect in your exams and within the clinic. Learn how to treat the patient, analyze the imaging, and see the results, all as you test yourself using the questions included in each case.

Includes Greenberg's *Handbook of Neurosurgery!*



MedOne Neurosurgery provides you with additional access to *Handbook of Neurosurgery, Eighth Edition* by Mark Greenberg.

The neurosurgical reference you always want at hand!

Sign up for a free trial
www.thieme.com/medone

MedOne Spine

It's easy to see that Thieme puts spine surgeons first, and MedOne Spine is no exception. As an award-winning publisher, Thieme creates high-quality products that meet surgeons' needs. A comprehensive platform replete with precise illustrations, first-rate text, and innovative programming, MedOne Spine offers relevant spine information to surgeons at every stage of their career.

For the specialist

- ▶ Analyze new surgical techniques
- ▶ Pursue information on cutting-edge research
- ▶ Run through standard procedures
- ▶ Investigate revolutionary spine regeneration studies

For the resident

- ▶ Progress in studies and in practice
- ▶ Read essential and groundbreaking books
- ▶ Study surgical images and videos
- ▶ Bolster technical skills to attain excellence

For the institution

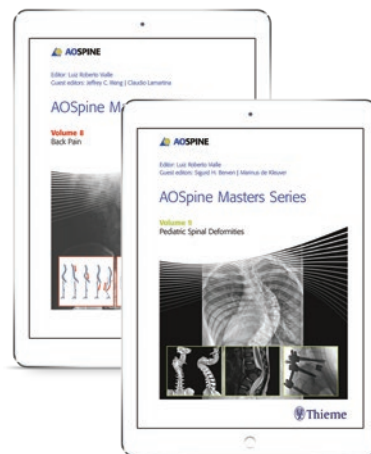
- ▶ Endorse individual research and improvement
- ▶ Develop a patient-centered paradigm
- ▶ Attract acknowledged experts and gifted residents
- ▶ Establish a system for constant learning

+ Special Features

■ Procedures

Keep a level head in the OR after you review key procedures on MedOne. The attention to each step of the preoperative, operative, and postoperative treatment means that you can focus on every stage of care during your training. It's easy to study procedures when you use the clickable images as visual aids and the linked references for additional information.

Includes the AOSpine library



Get access to e-books co-published with the AOFoundation!



Sign up for a free trial
www.thieme.com/medone

MedOne Radiology

Since 1896, when Thieme published Roentgen's first human x-ray, Thieme has been putting medical imaging specialists first. With an eye to this tradition of excellence, MedOne Radiology maintains Thieme's place at the vanguard of medical imaging by bringing quality, cutting-edge resources to specialists worldwide.

For the specialist

- ▶ Explore innovative topics in radiology
- ▶ Discover new modalities and approaches
- ▶ Research groundbreaking techniques
- ▶ Identify differential diagnoses

For the resident

- ▶ Master case work-ups and findings
- ▶ Brush up on essential imaging procedures
- ▶ Evaluate comprehension for test-taking
- ▶ Compare radiological images

For the institution

- ▶ Cultivate a culture of learning anytime
- ▶ Focus on improving patient care quality
- ▶ Appeal to prospective residents and faculty
- ▶ Build support for individual growth

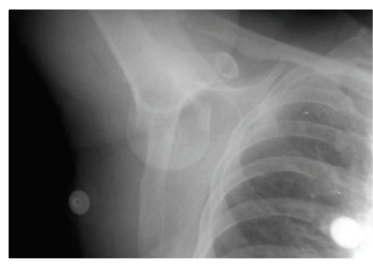
+ Special Features

■ RadCases

Based on the bestselling RadCases book series, this case collection will reinforce your radiology knowledge. Evaluate your understanding and learn what to expect as you identify differential diagnoses, recognize key concepts, and determine further work-up. The varied histories, diagnoses, and imaging let you apply your radiology knowledge across a spectrum of cases.

RadCases

Check out the RadCases site directly from MedOne Radiology




Can you identify this acute injury?

Check Case 2 of

Musculoskeletal Radiology!

Prepare for your boards or recertification with *Top Score for the Radiology Boards* by Alan Weissman.



Sign up for a free trial
www.thieme.com/medone

MedOne Plastic Surgery

MedOne Plastic Surgery is centered on surgeons' needs, so surgeons can focus on what matters: patients. Curated content, direct from respected experts, means that surgeons and residents alike can connect to resources, elevate their skills, and find insights into every aspect of plastic surgery.

For the specialist

- ▶ Advance professionally with new techniques
- ▶ Peruse dynamically updated content
- ▶ Incorporate articles into new research ideas
- ▶ Check what leaders in the field are doing

For the resident

- ▶ Attain skills based on expert presentations
- ▶ Train with resources accessible anytime
- ▶ Examine fundamental and innovative topics
- ▶ Observe a vast library of technical videos

For the institution

- ▶ Invite students to learn any time or place
- ▶ Augment trainee and surgeon skill sets
- ▶ Magnify emphasis on personal development
- ▶ Design a program to appeal to residents

+ Special Features

■ Training Center and Q&A

Study effectively using the database of questions, answers, and explanations. Formed of over 1,000 questions categorized by anatomical region and procedure, the self-testing page solves your studying needs by letting you mark questions to repeat, remembering your progress, and breaking down your results into easy-to-review statistics.

■ Learn from the Masters


They pioneered the techniques you use and the cutting-edge procedures you don't—yet. When you're learning the procedures they perfected, why not go to the source? Material direct from, world-renowned experts includes videos explaining their techniques, demonstrating operations, and discussing complications, so you don't need to travel the world to have the best among your mentors.

■ Procedures

Every time you walk into the OR, do so with confidence—confidence in your skills and your ability to attain the desired result. The procedures section of MedOne Plastic Surgery has what you need to walk into surgery prepared: quickly review a tricky procedure with step-by-step instructions, read through various approaches to find the best, or watch operative videos to get the details right.

Learn from the Masters

Video techniques direct from the experts!



Names You Know And Trust • Foad Nahai, MD •
Christine Hamori, MD • Michael Zenn, MD •
Patrick Tonnard, MD • Alexis Verpaele, MD •
Rod Rohrich, MD

Sign up for a free trial
www.thieme.com/medone

MedOne Otolaryngology

When dealing with the complexities of the head and neck, otolaryngologists need to look no further: MedOne Otolaryngology spotlights information across the specialty, so residents and practitioners can always find innovative resources. Thieme brings award-winning content to otolaryngologists around the world, so surgeons can bring high-quality care to their patients.

For the specialist

- ▶ Gain skills with developing technologies
- ▶ Locate information about hot topics
- ▶ Concentrate on improving procedures
- ▶ Survey the field's newest information

For the resident

- ▶ Absorb knowledge about surgical techniques
- ▶ Qualify for boards after interactive studying
- ▶ Seek training any time or place
- ▶ Follow expert advice for operative cases

For the institution

- ▶ Balance in-class and online resources
- ▶ Update content available to surgeons
- ▶ Catch prospective trainees' attention
- ▶ Encourage on-the-go education

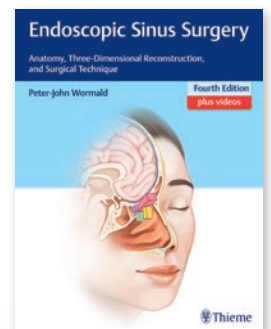
+ Special Features

■ Cases & Procedures

Whether you're stepping into an exam or heading into the OR, always come prepared. The cases on MedOne let you explore everything from history to further reading—with diagnosis, treatment, and questions along the way. Or, understand the intricacies of procedures as you follow step-by-step instructions that include illustrations, complications, and contraindications.

■ Includes

Endoscopic Sinus Surgery, Fourth Edition, by Peter-John Wormald a classic reference, a must-have for otolaryngologist-head and neck surgeons, as well as residents and fellows seeking a robust tutorial on the latest functional endoscopic sinus surgery (FESS) techniques.



Sign up for a free trial
www.thieme.com/medone

MedOne Ophthalmology

When dealing with the complexities of diseases of the eye and their treatment, ophthalmologists need to look no further: MedOne Ophthalmology is a dynamic educational resource featuring core and cutting-edge topics, authoritative videos and valuable content collections covering the field of eye care. Thieme has created an educational resource for residency programs and practicing surgeons providing them with answers and guidance to patient problem areas and important concepts of diagnosis and management within eye disease.

For the specialist

- ▶ Analyze new surgical techniques
- ▶ Run through standard procedures
- ▶ Diagnose cases effectively and confidently
- ▶ Check what leaders in the field are doing

For the resident

- ▶ Absorb knowledge about surgical technique
- ▶ Train with resources accessible anytime
- ▶ Observe a vast library of technical videos
- ▶ Follow expert advice for operative cases

For the institution

- ▶ Cultivate a culture of learning anytime
- ▶ Appeal to prospective residents and faculty
- ▶ Improve efficient teaching and quality of care
- ▶ Build support for individual growth

+ Special Features

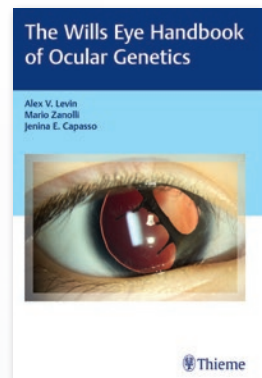
■ Content Collections

Finding relevant information is no longer time consuming with the content collections feature included in MedOne Ophthalmology. The content collections provide you with direct access to compiled information from experts, covering specific topics, to help you save time when you need to act quickly.

■ Includes

Neuro-Ophthalmology Illustrated, by Biousse/ Newman, is an up-to-date, beautifully illustrated text that guides readers in recognizing signs and symptoms, localizing pathology, developing a differential diagnosis, and selecting a management strategy.

The *Wills Eye Handbook of Ocular Genetics*, by Alex Levin, Mario Zanolli, and Jenina Capasso of Wills Eye Hospital, a practical, reader-friendly guide on the diagnosis and management of ophthalmic genetic conditions. Every chapter begins with a disease overview, followed by relevant modern genetic concepts, pathways to attaining the correct diagnosis, and pitfalls and pearls collected from years of hands-on expertise.



Sign up for a free trial
www.thieme.com/medone



MedOne App

The MedOne App lets users download and read e-books and journal articles offline. It is designed to make browsing, accessing, and reading MedOne content simple and easy.

The app is freely available for Android and iOS devices to MedOne users at institutions with access to MedOne content.



Licensing Options

- Institutions can purchase internet-enabled access.
- Several licensing options allow for flexible agreements.
- All licenses automatically receive updated content as new titles are released.

For institutional licensing information, please contact:

The Americas

Thieme Institutional Sales
E-mail: esales@thieme.com
Phone: +1-212-584-4695

Europe, Africa, Asia and Australia

Thieme Institutional Sales
E-mail: eproducts@thieme.de
Phone: +49-711-8931-407

India

Thieme Institutional Sales
E-mail: eproducts@thieme.in
Phone: +91-120-455-6600

For individual licensing information, please contact:

medone@thieme.com

Thieme Connect

The online platform for medical & chemistry knowledge
E-Books · E-Journals · E-Learning · MedOne · Reference Works



www.thieme-connect.com